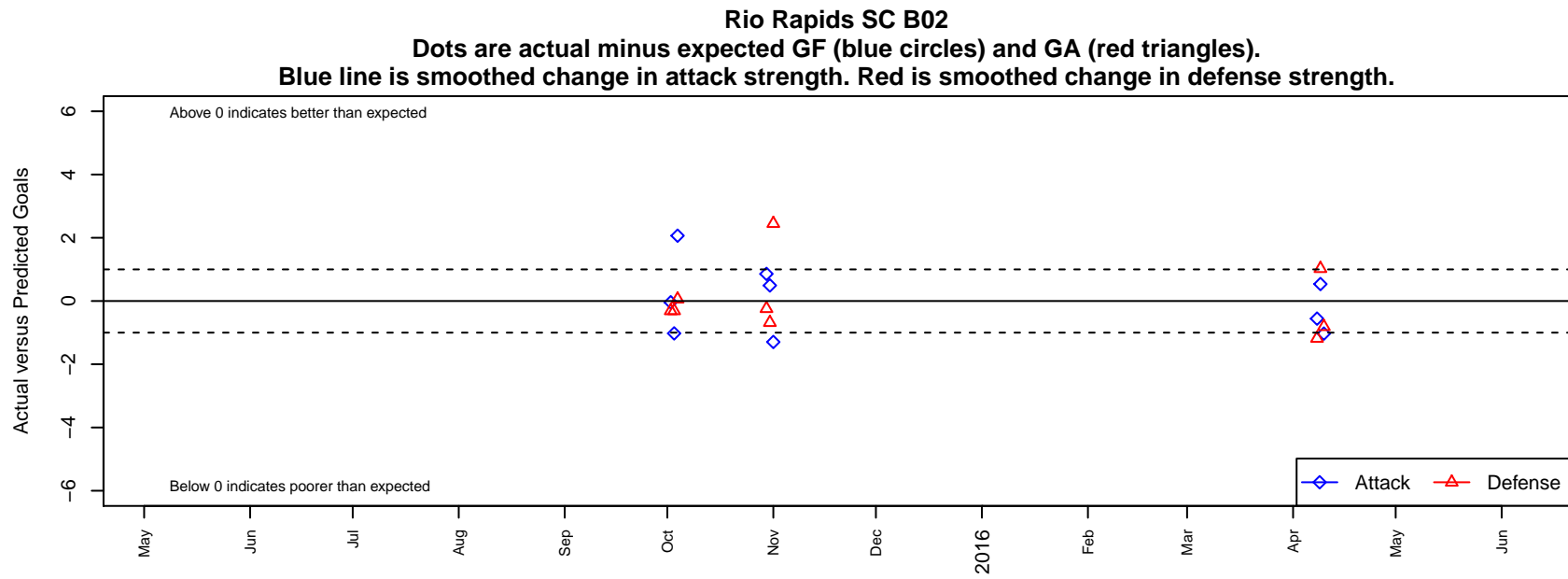


Rio Rapids SC B02

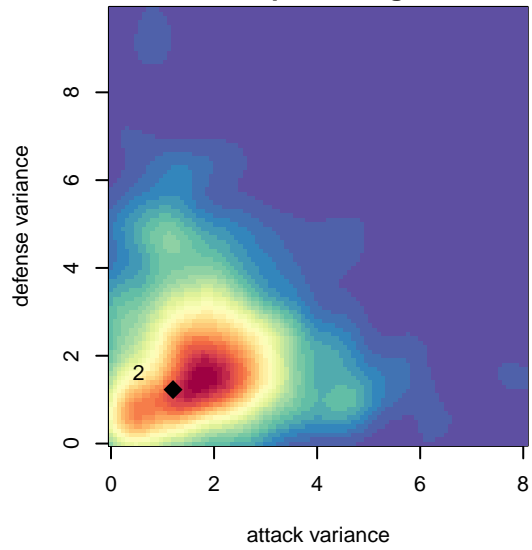
, NM
B02 total strength=1383
attack=8.74 defense=6.52

alt names used:
RIO RAPIDS SC 03

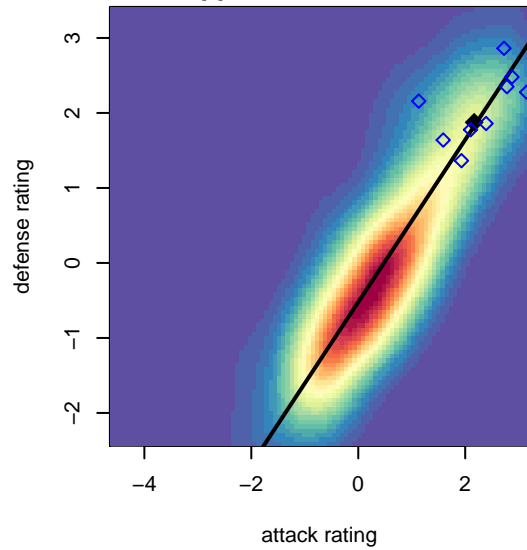
Venues played:
2015 FWRL Desert Premier U13



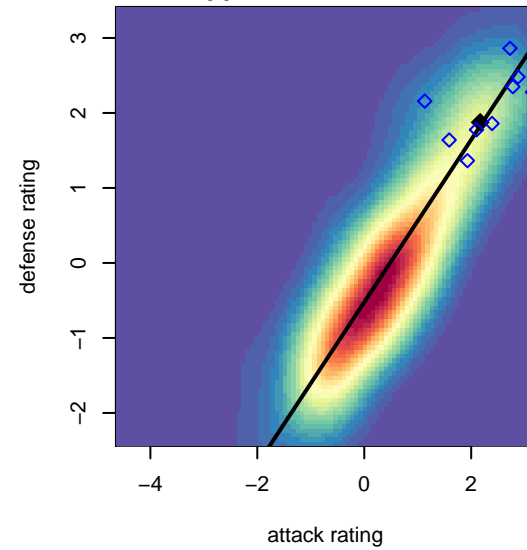
attack and defense variance (black dot)
relative to other teams
and top 10 in region



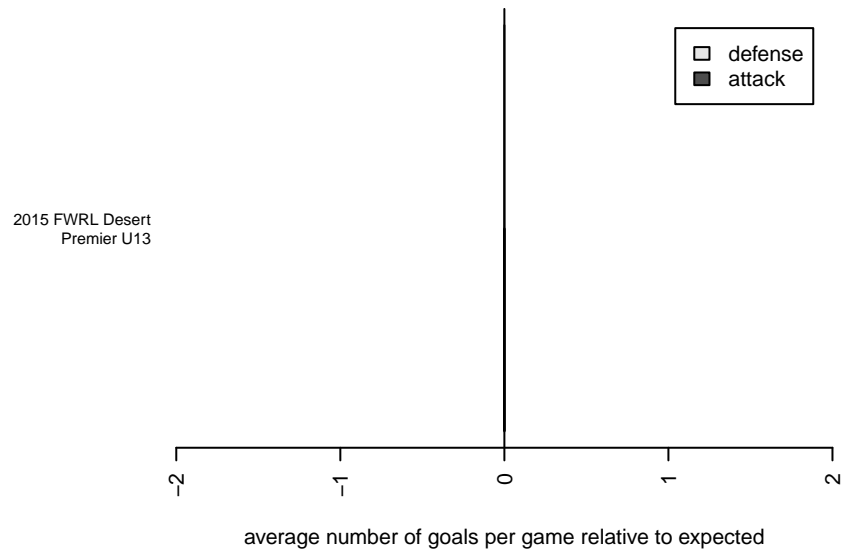
attack and defense rating
relative to others at age
and all opponents in last 13 months



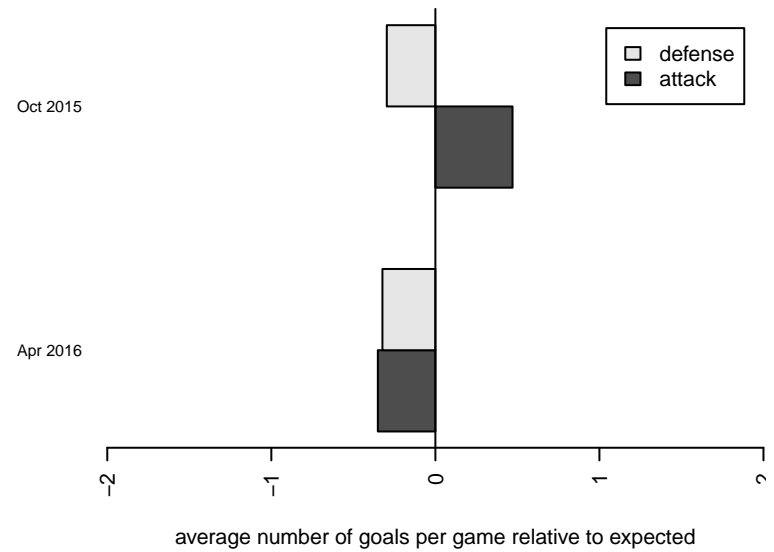
attack and defense rating
relative to others at age
and all opponents in last 13 months



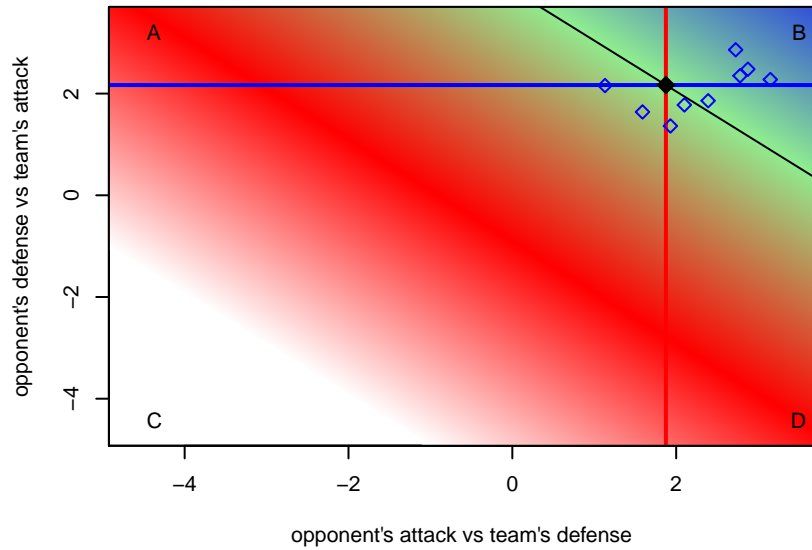
Performance relative to 13 month average



Performance relative to 13 month average



Distribution of opponents
 Red = Lose zone, Blue = Win zone, Green = Even
 Black line separates win/lose zones



lot. A=Neither has attack advantage, B=Opponent has both attack and defense advantage, C=Opponent has both attack and defense disadvantage, D=Both have

date	home		away		venue	pred.home	pred.away
2016-04-10	Rio Rapids SC B02	0	SC del Sol 03 Leebrook White B02	3	2015 FWRL Desert Premier U13	1.03	2.19
2016-04-09	RSL Academy B02	1	Rio Rapids SC B02	2	2015 FWRL Desert Premier U13	2.03	1.46
2016-04-08	Rio Rapids SC B02	0	Real Colorado Nationals B02	3	2015 FWRL Desert Premier U13	0.56	1.82
2015-11-01	La Roca Futbol Club 03 S B02	0	Rio Rapids SC B02	0	2015 FWRL Desert Premier U13	2.45	1.30
2015-10-31	Rio Rapids SC B02	2	NM Rush 03 Nike B02	2	2015 FWRL Desert Premier U13	1.51	1.32
2015-10-30	Colorado Storm 03 South Select B02	1	Rio Rapids SC B02	3	2015 FWRL Desert Premier U13	0.76	2.14
2015-10-04	Sereno West 03 Chelsea B02	1	Rio Rapids SC B02	4	2015 FWRL Desert Premier U13	1.06	1.93
2015-10-03	Rio Rapids SC B02	0	Forza FC 03 South B02	1	2015 FWRL Desert Premier U13	1.02	0.69
2015-10-02	Vegas All Boys FC 03 B02	4	Rio Rapids SC B02	1	2015 FWRL Desert Premier U13	3.69	1.04